

# BLUE COAT 2016 CYBERTHREAT DEFENSE REPORT

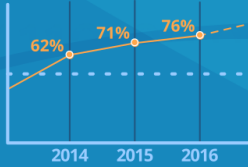
NORTH AMERICA, EUROPE, ASIA PACIFIC, & LATIN AMERICA

## SURVEY DEMOGRAPHICS

- 10** Countries represented around the world
- 20+** Industries represented
- 1,000** Qualified IT security decision makers & practitioners

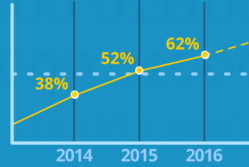
## RISING CYBERATTACKS

The percentage of respondents affected by successful attacks is rising each year.



## SINKING EXPECTATIONS

Respondents that believe a successful cyberattack is likely in the coming year is skyrocketing.



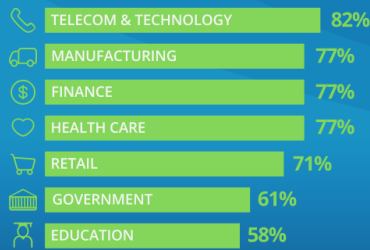
## SECURITY'S WEAKEST LINKS

These areas are rated as most difficult to secure...

- MOBILE DEVICES
- SOCIAL MEDIA APPLICATIONS
- LAPTOPS/NOTEBOOKS

## INCREASING SECURITY BUDGETS

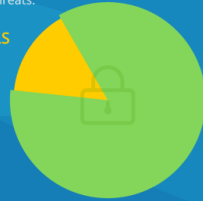
Although three out of four IT security budgets are increasing in 2016, the percentage of growing IT security budgets varies by industry.



## FLYING BLIND

Only one-third of organizations are convinced they have the tools needed to inspect SSL-encrypted traffic for hidden threats.

HAVE TOOLS



NOT SURE IF HAVE TOOLS

## CYBERTHREAT HEADACHES

Cyberthreats causing the greatest concern include...

- MALWARE (VIRUSES, WORMS, TROJANS)
- PHISHING/SPEAR-PHISHING ATTACKS
- SSL-ENCRYPTED THREATS

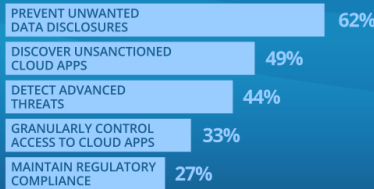
## NETWORK SECURITY ACQUISITIONS

The top four network security technologies targeted for acquisition in 2016 are...

- NEXT-GENERATION FIREWALL (NGFW)
- THREAT INTELLIGENCE SERVICE
- USER BEHAVIOR ANALYTICS/ACTIVITY MONITORING
- SECURITY ANALYTICS/FULL-PACKET CAPTURE & ANALYSIS

## CASB BUYER MOTIVATIONS

Motivations vary for investing in cloud access security broker (CASB) technology.



LICENSED TO BLUE COAT SYSTEMS, INC.  
Copyright © 2016, Cyberedge Group, LLC.  
All rights reserved.

DOWNLOAD THE FULL REPORT AT:  
[www.bluecoat.com/2016-cdr](http://www.bluecoat.com/2016-cdr)

